



PO BOX 108 Wallace St, Balaklava SA 5461 Phone: (08) 88621660
 Fax: (08) 88621009 e-mail: dl.0477_info@schools.sa.edu.au

Term 2 Week 9 - 29th June 2023

Balaklava Primary School *newsletter*



Congratulations to Alana who won our B.O.B Logo Competition! More information on page 17.

Important Dates

JUNE

30th - RE

JULY

3rd - Naidoc Week
7th

4th - Disco

5th - Reports go home

6th - Inside Out Movie R-3

7th - Inside Out Movie 4-6
- Melbourne Cup Visit
- Last Day of Term 2
2:10pm Dismissal

24th - Student Free Day

25th - Term 3 Begins

27th - Bookweek
Performance

AUGUST

4th - Eisteddfod
6th

9th - SAPSASA Basketball
Carnival: Balaklava

14th - Science Week
18th

SEPTEMBER

1st - SAPSASA Athletics at
Clare

5th - Strikers Visit (Rec - Yr 4)

12th - Book Fair
15th

22nd - RE

23rd - Balaklava Show (Sat)

Week 10 Assembly:
Friday 7th July - 11am
Hosting: Rm 20
Presenting: Rm 7 & Rm 20
Melbourne Cup Visit



Government of South Australia
Department for Education



From the Principal

Illness

It is the time of year that colds, flu and bugs such as gastro do the rounds. It is extremely important that we minimise the spread of any of these illnesses. The best way to stop the spread is to ensure that your child does not attend school when unwell. **Students must stay home for 24 hours** after their last symptom, however, to ensure your child is completely recovered, we do strongly encourage you to keep your child home for **48 hours** after their last symptom. It takes everyone doing the right thing to ensure we can limit the impact for all students and staff.



SCHOOL UNIFORM



School Uniform

We have been enjoying some glorious weather, however, as the week has progressed, the mornings and afternoons have been cold. This has meant that suddenly students are looking for their jumpers. I would like to remind all students and families that students are not to wear hoodies under their school clothing and that long sleeve tops under school shirts must be black. Pants must be school grey or black and not display large logos or stripes. Students may wear black spray jackets if cold.



Reports

2

Mid year reports will be sent home with students on Wednesday 5th July.

Working BEE



Positive Working Bee

A huge thank you to Michelle Pudney, Kevyna and Geoff Gardner, Hayden Battle and the grounds committee for their organisation of the Working Bee. Thank you also to all of the fantastic volunteers who came and helped us with the jobs that we had to achieve. A huge amount of work was achieved in a short space of time and has been noticed and appreciated by staff, students and community members. Well done and thank you so much. Please see page 8 for photos and further thanks.

LAST DAY OF TERM 2

FRIDAY 7TH JULY

WEEK 10

EARLY DISMISSAL - 2:10PM

FIRST DAY OF TERM 3:
TUESDAY 25TH JULY

STUDENT FREE DAY

MONDAY 24TH JULY 2023

SCHOOL RETURNS FOR TERM 3 ON
TUESDAY 25TH JULY 2023

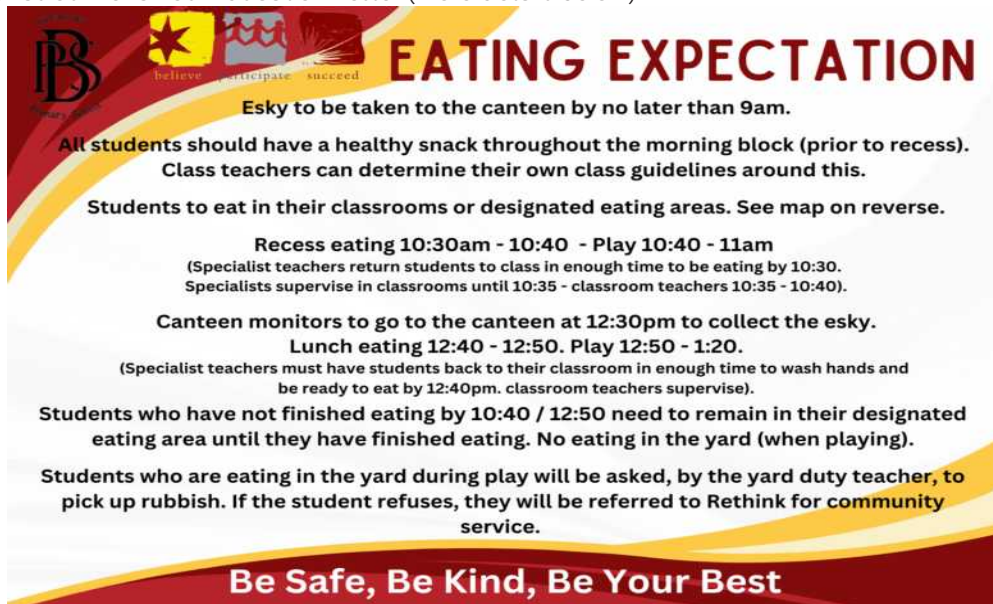
BACK TO SCHOOL

FIRST DAY OF TERM 3

TUESDAY 25TH JULY 2023

Tier 1 Support

Last fortnight we shared some information about positive Behaviour of Learning and included our Tier 1 site wide strategy, Hat Expectation. Today we have included our Eating Expectation as well as our Behaviour Education Poster (more details below).



ESKY TO BE TAKEN TO THE CANTEN BY NO LATER THAN 9am.

**All students should have a healthy snack throughout the morning block (prior to recess).
Class teachers can determine their own class guidelines around this.**

Students to eat in their classrooms or designated eating areas. See map on reverse.

Recess eating 10:30am - 10:40 - Play 10:40 - 11am
(Specialist teachers return students to class in enough time to be eating by 10:30.
Specialists supervise in classrooms until 10:35 - classroom teachers 10:35 - 10:40).

Canteen monitors to go to the canteen at 12:30pm to collect the esky.
Lunch eating 12:40 - 12:50. Play 12:50 - 1:20.
(Specialist teachers must have students back to their classroom in enough time to wash hands and be ready to eat by 12:40pm. classroom teachers supervise).

Students who have not finished eating by 10:40 / 12:50 need to remain in their designated eating area until they have finished eating. No eating in the yard (when playing).

Students who are eating in the yard during play will be asked, by the yard duty teacher, to pick up rubbish. If the student refuses, they will be referred to Rethink for community service.

Be Safe, Be Kind, Be Your Best

The Behaviour Education poster on page 4 has been created by our staff to explicitly teach our students about what Calm and Ready to Learn Behaviours look like in our classrooms and yard. We acknowledge that not all behaviours can be listed on our poster, however, it creates a scaffold for conversations with students. Students may sometimes display behaviours from all three sections of the circle however our aim is to create environments that are safe and for students and productive for learning. If a student requires support to get back into the Calm and Ready to Learn space, we will teach our students ways they can regulate or knowing when they may need an adult to help co-regulate with them.

Laminated A3 posters are displayed in all of our classrooms and our staff will continue to explicitly teach these skills using this poster, using some of the strategies from the poster.

Teachers may help students create a 'calm card' for when they are not ready to learn. Student write down 4 strategies (use 3 before me) they could use to help them get back into the Calm and Ready to Learn space. If they need to use their calm card, the student tries three strategies and if they are still not ready then encourage them to seek out an adult or use the Engine Room for support and help to co-regulate using interception activities. Calm Cards help students to identify their own unique coping strategies, and they help students to remember and to practice these coping skills. The cards provide a sense of power and ownership over the worry, and provide some early independence for young children.

- Teachers will explicitly teach or role-play with students what each section of the poster looks like and what the support for students at BPS will look like.
- Teachers may use social stories/narratives.
- Teachers may explicitly teach students about feelings - using visuals pictures/emojis having students identify where they sit on the poster.
- Teachers may use a positive behaviour, as a focus for each day - to catch students displaying Calm and Ready to Learn behaviours.

'All in all, positive behaviour support strategies create positive learning environments in classrooms, whilst directly teaching and acknowledging prosocial behaviours. This does not just help classrooms, it helps societies' (<https://www.monash.edu/education/teachspace/articles/five-ways-to-use-positive-behaviour-support-strategies-in-your-classroom>).



Behaviour Education



Positive Behaviours **Calm and Ready to Learn**

Your School Community sees children who are:
 calm, happy, focussed, content, using self-control, engaged, honest, kind, friendly, listening, using manners, embracing mistakes, asking questions, considering others, organised, displaying a positive attitude, willing to have a go, displaying respectful behaviour, attentive to learning.....

Concerning Behaviours **Support Required**

Your School Community sees children who are:
 disrespectful, arguing, excluding others, back chatting, not keeping hands and feet to themselves, talking over people, telling inappropriate jokes, talking and gesturing inappropriately, off task (not focussed), ignoring instructions, spoiling games, showing poor sportsmanship, saying negative comments, cheating, showing lack of honesty, disrespecting property, drawing inappropriate things, not handing in devices.....

Serious Behaviours **Office & Home Support**

Your School Community sees children who are:
 violent, swearing, threatening others / self, destroying property, using weapons, using devices inappropriately, leaving the school grounds, bullying or harassing, stealing, continually refusing to follow instructions, refusing to return to class, leaving class without permission, continuing to use concerning behaviours.....

What Happens?

Positive feedback

Reminder

Reflect

Office

Warning

Reset

Home

Auslan Transport



boat



helicopter



van



truck



bus



car



bike



aeroplane



train

Preloved UNIFORMS



A CALL FOR PRE-LOVED UNIFORM DONATIONS. WE ARE ALWAYS LOOKING FOR MORE DONATIONS OF PRE-LOVED UNIFORMS THAT STILL HAVE SOME LIFE LEFT IN THEM. ALWAYS SELLING AT THE FRONT OFFICE.



FOR OUR ELDERS

2-9 JULY 2023

About the event:

NAIDOC SA - March and Family Fun Day

The NAIDOC SA March and Family Fun Day are amongst the biggest events on the South Australian NAIDOC Calendar.

NAIDOC SA March - 11am Friday 7th July

NAIDOC SA Family Fun Day - 12 Noon Friday 7th July

Join us at Tarntanyangga (Victoria Square) as we march to Parliament House. The NAIDOC March will leave Tarntanyangga (Victoria Square). Celebrations will follow at the family fun day at Tarntanyangga (Victoria Square) with over 50 stall holders from Government and Non-Government organisations, Men's Zone, Women's Zone, Elders Zone, Be Active Zone, Small Business Zone and Children's Zone, Food and free concert.

Gather at Tarntanyangga (Victoria Square) at 10.30am for a 11.00am start. March proceeds down King William Street to Parliament House.

Family Fun Day at Tarntanyangga (Victoria Square) 11.30am - 3.30pm. This is a free community event.

6

Registration Form for Stalls at the NAIDOC 2023 Family Fun Day - Tarntanyangga Friday 7th Of July - 11.00am - 3.30pm | Coming Soon

ABORIGINAL COMMUNITY EDUCATION OFFICER

Balaklava Primary School now has an Aboriginal Community Education Officer (ACEO). My name is Julie McNamara. I've only recently (2 weeks ago) gained employment with Balaklava Primary School, after starting at the High School earlier this term. I will continue to work closely with Vivienne and our First Nation students, their families and our school community on culture.



A little bit of background information about myself. My Country is Yuin, on the South Coast of New South Wales. Yuin Nation stretches from Eden right up almost to Wollongong. My mobs are Budawang and Murramarang, which traditional lands were around the coast near Batemans Bay area.

I have only recently, (recently being the last 15-20 years) discovered my Aboriginal heritage. I continue to learn about my culture and traditions of my people and would welcome to learn about each of yours, if you'd like to share this with me. I began working in Aboriginal Education in 2019 as an Aboriginal Community Education officer (ACEO) with Craigmore South PS, then went on to work at Playford Primary School and I am looking forward to now be working at Balaklava Primary School whilst currently studying Community Development.

I am very excited to be working here and I am looking forward to meeting my new school community. I am passionate about the inclusivity of the indigenous culture in the curriculum and the everyday classroom.

Ngaityalya. (Thank you in Kaurna)

Kind Regards, Julie McNamara

BALAKLAVA PRIMARY SCHOOLS

DISCO

TUESDAY 4TH JULY - WEEK 10

L4 (R-2) / L5 & L6 (3-6) / 5:30PM - 7:00PM (5-6)

Year 5 & 6s can choose to go to the afternoon disco or the after school disco.

ENTRY FEE - \$3

Remember to wear casual clothes!

PRICE LIST

LITTLE CHOCOLATES - 50c

CHIPS - \$1.00

FRUIT BOXES - \$1.50


BIG CHOCOLATES (YR 3-6) - \$2.00

7

Working BEE



SUNDAY 18th JUNE 2023



A big shout-out to all the wonderful volunteer families, staff and students who helped at our first BPS Working Bee for the year! You all did an amazing job and we are extremely grateful that your efforts are greatly appreciated by our students and school community.

We were able to complete a range of tasks including: Tidying the creek play area, oiling our playground equipment, gravel around one of our oldest gumtrees, adventure playground and swings all filled with ample new sofffall, general pruning of all garden areas, paving of pathways and a sausage sizzle, homemade cupcakes and biscuits were enjoyed by all our helpers.

Well done and thankyou for your fantastic help!



STEM CLUB - MARSHMALLOW TOWERS



MEET THE PRINCIPAL

Mrs Jarman

ABOUT ME:

I grew up on our family farm at Point Turton on the Yorke Peninsula. My first teaching position was in the Year 3-7 class at Terowie Rural School. I then taught for many years at Moonta which is where my Husband, Shane and I got married. Our two children, Hudson 11 and Harper 9 were born while we lived at Moonta. I was lucky enough to hold principal positions at Spalding and Bute Primary Schools before moving to Balaklava. I am now in my 6th year as Principal at BPS and in that time, we have built a house in Balaklava. Hudson and Harper attend BPS and have only ever had their Mum as their Principal.

FUN FACTS:

- I am left handed but right dominant in sport.
- I enjoy reading but struggle to find the time during the term.
- I enjoyed playing basketball and netball. I am very competitive and not so good at watching.
- I enjoy entertaining guests, spending a great deal of time cooking and preparing a feast.
- I have lost count of how many indoor plants I have.

QUOTE:

"It takes more muscles to frown than it does to smile."

CONTACT: dianna.jarman740@schools.sa.edu.au



GRAPHEME AUDITS

Throughout the year the student's will have assessments on their knowledge of phonemes and graphemes. The testing will vary in different year levels. Included in the newsletter are some examples of some testing that may occur, remember every student is on their own learning journey and therefore testing may differ for different children according to their academic progress. Initially we are testing the name and sound of each letter and this progresses into assessing combinations of letters to make sounds like 'ch' and 'igh'.

During spelling lessons, we follow a specific scope and sequence to teach the graphemes to the students in a particular order. After testing, if students don't know the graphemes, they may be revisited by the whole class, or your child may have some extra help from an SSO in the form of an intervention group.

At times throughout the year, you may see information from teachers regarding your child's progress with graphemes. This should indicate the progress they are making as the year progresses and you are also able to support your child at home if you wish. There is a copy of the scope and sequence on the wall in the library if you wish to have a look. If you wish to ask any questions or require any further information then please talk to your child's class teacher or email me on jo.michalannej323@schools.sa.edu.au

Remember for the Reception to Year 2 graphemes there are fantastic lessons on 'Our Learning SA' website under the literacy heading to support children and you can access them at any time.

- Jo Michalannej

LGU Foundation Phoneme Grapheme Correspondence Assessment

This assessment is to determine if student knows grapheme (name), phoneme (sound) and can form the grapheme correctly (formation)

Name: _____ Date: _____

Unit 1						Unit 2						Unit 3					
s a t p i m						n d g o k r f						e h b l u k					
Name																	
Sound																	
Formation																	

Unit 4						Unit 5						Unit 6					
j w v x y z						ck ff ss ll zz qu						sh th th ch ng w h					

Grapheme Audit Test 2
Sets 1 - 11

* = more than one sound

Consonant Patterns

ck ng sh qu ch
th ss wh ff kn
dge tch ll ed ph

Vowel Patterns

ai oa ou ee oo
oi ow ay igh oy
ea ie ee oe ae
u_e au aw oe ew
eigh ie ey ue

©Lynne Macdonald, Angela White Primary School 2019

Category of phoneme	Year level	Grapheme	Test word	Sentence	Category of phoneme	Year level	Grapheme	Test word	Sentence			
Vowels												
CVC Short vowels	Rec	a	sat	She sat on the grass.	Vowel alternatives a	Year 1	or	north	It is much warmer in the north.			
		e	ten	I have ten chickens.			ow	lawn	Let's have a picnic on the lawn.			
		i	bet	That dog bit me!			ou	flour	Don't flout your new toys.			
Vowel Alternatives a	Year 1	o	hot	My soap is too hot.		our	your	Your pencil is blunt.				
		u	cup	Pour the tea into my cup.		ore	score	I kept score during the game.				
		ay	sway	Let's sway to the music.		ough	trough	That path is fraught with danger.				
Vowel alternatives i	Year 1	ai	pain	I was in so much pain when I fell.		oor	floor	Sit on the floor.				
		a_e	bake	I need to bake a cake tomorrow.		al	walk	Walk to the door.				
		a	lady	The lady ran for the train.		ough	brought	She brought a cake to the picnic.				
Vowel alternatives o	3-6	oy	gray	The horse was spotted gray and white.		oar	roar	The lion gave a mighty roar.				
		ou	break	We will have a break soon.		al	path	There is a big palm tree in the park.				
		igh	weight	The fish was under weight.		a	class	This class is amazing!				
Vowel alternatives e	Rec	ai	veil	The bride wore a veil over her face.	Vowel alternatives e combined with a	Year 2	ear	hear	Do not fear. Superman is here!			
		y	pry	It is rude to pry.			eer	steer	I steer the boat with a rudder.			
		igh	light	It was a light squeeze.			ere	mere	The mere mention makes me cross!			
Vowel alternatives i	Year 1	i_e	pine	That pine is enormous!		3-6	e	material	This material is soft.			
		i	tiger	That tiger is shaking its prep.								
		ie	pie	That pie looks delicious.								
Vowel alternatives o	Rec	y_e	style	He has great style in clothes!		Consonants						
		ee	keep	Let's keep on going!		/k/	Rec	ck	back	Come back to class after lunch.		
		y	greedy	My dog is so greedy!				3-6	ch	ache	I have such an ache in my side.	
ea	beach	I want to go to the beach today.	cc	account					I have money in my bank account.			
Vowel alternatives e	Year 1	e_e	theme	Each story has a theme.		cheque	cheque		A cheque is a way to pay for things.			
		oy	jockey	The jockey jumped from his horse.		/h/	Rec	ch	ship	There is a ship on the lake.		
		ie	grof	Grief is another word for sadness.	Year 1			ch	fetch	Can you fetch a book for me?		
Vowel alternatives o	3-6	ie	beside	Moved to the chair beside me.	3-6			i	creature	That bird is a funny creature.		
		ai	seize	The guard yelled "Seize him!"		Rec	ff				cliff	I have a cliff on my jumper.
		ow	grow	I like to grow my own vegetables.		/l/	Year 1				gh	morph
oa	moat	The moat goes around the castle.	gh	ghastly	That mess is ghastly!							
o	over	The shop is over the road.	gu	guard	Our dog likes to guard our house.							
Vowel alternatives o	Year 1	o	over	The shop is over the road.	3-6	u	rogue	The old rogue was up to no good.				
		-e	home	I can't wait to get home today.					gue	judge	We should make some judge.	
					Year 1	ge	gent	A gent is another word for a man.				

THANKYOU

A huge shout out and thank you to those that have offered to clean classroom fridges for this term.

These volunteers are people that put their hand up last term also and many have also completed this job in previous years. We thank you for your time and commitment to the school. End of term is a very busy time for classes and teachers, especially with report writing in Term 2. This is one way that we as caregivers can help out and take the load.

There is still 1 more classroom looking for a volunteer. If there is someone that is willing to clean the BER 2 (Mrs Hodgetts's) classroom fridge, please contact Ali Tiller via Facebook (Balaklava Primary School Volunteers).

Rm 6 (Nowlan) - Kim Riddle
Rm 7 (Behn) - Ali Tiller
Rm 8 (Silverman) - Alina Lewis
Rm 2 (Rowland) - Kym Merchant
Ber 1 (Richards) - Lucy Sutton
Ber 2 (Hodgetts) - VOLUNTEER
Ber 3 (Marks) - Gaynor Tink
Ber 4 (Durkay) - Andrew Jettner
Rm 14a (Bec) - Skye Colley
Rm 18 (Michalanney) - Jo M
Rm 20 (Garrard) - Kim Riddle



THANKYOU FROM BREAKFAST CLUB

special thanks to the school community for donations and support for Breakfast club.

— Greatly appreciated —

TECHNOLOGY



Students in Junior Primary have been learning about algorithms and ways to build items without requiring tape. This has been challenging some students with their fine motor skills, but watching their progress has been awesome. Here is Room 7 with their trees that they made using glue, scissors, paper and tissue paper. The shape they used to build their tree is called a flange.



The Arts



In the Arts, students are learning about dynamics – dy-nam-ics (3 syllables) and how it refers to loud and soft sounds. Students have been also learning how to keep the beat. By combining the two, junior classes have been working towards playing in time to the beat whilst incorporating dynamics to the song 'Forte – Piano' which is Italian for LOUD and soft.



MEET THE STUDENT SUPPORT OFFICER

Marlene

ABOUT ME:

I have worked at the Primary School for approximately 8 years and am married to Darryl who is also an SSO and works at the High School.

I have a son, James, who has previously visited the Primary School to run a Hockey Workshop.

I now live in Clare after growing up on the West Coast, moving to Adelaide and then the UK.

FUN FACTS:

- I lived in the UK for 16 years.
- I play lawn bowls.
- I have a brother and 2 sisters in Australia.
- I have got a new beagle puppy named Autumn.
- I previously worked as a Secretary.

QUOTE:

"I have not failed. I have just found ten thousand ways that wont work." - Thomas Edison




BER 4 ART WORK

Ber 4 students have made some art pieces using their hands.



They were allowed to use texta or pencil to colour in. They had to choose 3-4 colours for the background and hand and they couldn't be the same. Students had to use a ruler and rule their lines. We now have them displayed in our classroom!
- Miss Durkay




Science



In Science Ber 2 learnt about Biomimicry which is a practice that learns from and mimics the strategies found in nature to solve human challenges. The students then designed their own spacesuit using inspiration from nature.
- Emily Thomas



BOOK WEEK



Getting in early to avoid last minute panic.

August 19th – 25th
Term 3 Week 5

Theme for 2023 – “Read, Grow, Inspire”

Friday 25th August – Balaklava Primary School Book Week Dress Up Parade. Students and staff will be walking down to the triangle. (Weather conditions will be monitored closer to the date)

Students are invited to come to school dressed up as a book character or a book title.





BOOK WEEK PERFORMANCE

Thursday 27th July – Week 1 Term 3.

Meerkat Productions will be visiting our school on 27th July to present plays based on 2 of the CBA shortlisted books.

The shows are fully staged musicals lasting one hour (including Q&A). Audience participation and active engagement is included in all performances. Puppetry is used to fully engage the students. Post-performance Q&A is structured and focused on the themes raised in the show and a behind the scenes insight into how sets, props, puppets, etc. work and how they were made.

Our Reception to Yr 3 students will see a play based on the book “Frank’s Red Hat”. The students are asked to bring their favourite beanie to the performance as the beanies will be used in a special moment of the performance.



Our Yr 4 – Yr 6 students will see a performance based on the shortlisted book for younger readers “The Way of Dog”.

CHARACTER STRENGTHS

There are several ways for us to gain knowledge and feel well. Building relationships, engaging in acts of kindness, and practising mindfulness are just a few ways to feel wellbeing. But did you know that identifying your own character strengths might lead to a long-term strategy for improving wellbeing? According to research, discovering and using your character strengths on a daily basis can enhance your welfare and quality of life.

In order for us to grow and prosper, it is crucial that we get the chance to discover our individual abilities. There are 24 universal character strengths that have been identified through positive psychology, which we all possess to some extent. Positive aspects of our personalities, such as our character strengths, can support us in cultivating higher levels of wellbeing and happiness. Each of us naturally expresses some character traits more easily than others, which gives us each a distinct personality. Classes have spent part of their BOB (Be Our Best - Social and Emotional Program) investigating and learning about their top three character strengths and the strengths their peers see in them.

What are the 24 Character Strengths?

Curiosity Perspective Creativity Judgement Love of learning Bravery Honesty Perseverance Zest Love Kindness Social Intelligence Hope Humour Gratitude Spirituality Appreciation of beauty and excellence Teamwork Fairness Leadership Forgiveness Prudence Humility Self-regulation.

Interested in exploring and finding out more about your top strength? Why not take the character strength survey and continue the conversation at home? <https://www.viacharacter.org/survey/account/register>
- Michelle Pudney



The VIA Classification of Character Strengths and Virtues

VIRTUE OF <i>Wisdom</i>	 CREATIVITY Original & Adaptive. Clever. A problem solver. Sees and does things in different ways	 CURIOSITY Interested. Explores new things. Open to new ideas	 JUDGMENT A critical thinker. Thinks things through. Open minded	 LOVE OF LEARNING Masters new skills & topics. Systematically adds to knowledge	 PERSPECTIVE Wise. Provides wise counsel. Takes the big picture view
VIRTUE OF <i>Courage</i>	 BRAVERY Shows valor. Doesn't shrink from fear. Speaks up for what's right	 PERSEVERANCE Persistent. Industrious. Finishes what one starts	 HONESTY Authentic. Trustworthy. Sincere	 ZEST Enthusiastic. Energetic. Doesn't do things half-heartedly	
VIRTUE OF <i>Humanity</i>	 LOVE Warm and genuine. Values close relationships	 KINDNESS Generous. Nurturing. Caring. Compassionate. Altruistic	 SOCIAL INTELLIGENCE Aware of the motives and feelings of others. Knows what makes others tick		
VIRTUE OF <i>Justice</i>	 TEAMWORK Team player. Socially responsible. Loyal	 FAIRNESS Just. Doesn't let feelings bias decisions about others	 LEADERSHIP Organizes group activities. Encourages a group to get things done		
VIRTUE OF <i>Temperance</i>	 FORGIVENESS Merciful. Accepts others' shortcomings. Gives people a second chance	 HUMILITY Modest. Lets one's accomplishments speak for themselves	 PRUDENCE Careful. Cautious. Doesn't take undue risk	 SELF-REGULATION Self-controlled. Manages impulses and emotions	
VIRTUE OF <i>Transcendence</i>	 APPRECIATION OF BEAUTY & EXCELLENCE Feels awe & wonder in beauty. Inspired by goodness of others	 GRATITUDE Thankful for the good. Expresses thanks. Feels blessed	 HOPE Optimistic. Future-minded	 HUMOR Playful. Brings smiles to others. Lighthearted	 SPIRITUALITY Searches for meaning. Feels a sense of purpose. Senses a relationship with the sacred

WORK EXPERIENCE STUDENTS

This week we have had 4 High School Students complete their work experience here at the Primary School. Part of their year 10 subjects are to complete a week of work in the area they would like to work in once they leave school.

Here are a few comments from the students:

In Week 9, I decided to do my work experience at BPS, this experience has helped me decide if I want to work in a Primary School. I have been working in BER 4, with Mrs. Durkays year 2/3 class. I have been busy listening to kids read, helping with spelling and writing stories, and solving fractions equations in maths. - **Kasey**

My week was so much fun! I hope I can come do it again next time! I am in Mrs Hodgetts class, it is an amazing class! I wanted to come to experience how to be an teacher for when I leave high school. It's helped me so far on know I want to achieve it. - **Mia**

I wanted to complete my work experience to be around Primary level students and look at their behaviour. Also to see what it is like to be a teacher. I am with Mrs B helping out in Tech. - **Denise**

My time here this week has been really fun and enjoyable, I have got to know many of the kids and staff. I am in Room 18 this week and wanted to come to BPS for work experience because I want to be an SSO, maybe not with the 5/6s like I did this week but maybe with younger kids. I love working with kids and getting to know them. I know sometimes they can be a handful and be cheeky but I feel like that's just who they are and it's just them learning. - **Charli**

B.O.B WINNING LOGO

Congratulations to Alana Baumann, for winning the logo design competition to promote our Whole School Social and Emotional Program, BOB (Be Our Best). Many students entered their original and creative designs and we thank them for their efforts. The top four designs will be awarded a special prize at Week 10 Assembly at 9 am in the Well.

As part of our learning in BOB, we have been teaching our students about all of our emotions. Inside Out teaches us that every emotion, no matter how uncomfortable, is important to us. All of our emotions are relevant, including sadness. On days when students are experiencing difficult emotions, we let them know that these emotions are important, but they are only temporary.

Students will watch the movie (rated PG)
Thursday 6th in Lesson 5 and 6 for Receptions to Year 3.
Friday 7th in Lesson 1-2 and 3-4 for our Year 4 - Year 6 students

Please let your child's teacher know if you would not like your child to view this film by Monday 3rd July.

A special thank you to Jess Bushnell who digitalised the winning entry.



PCC MEETING
FRIDAY 30TH JUNE
1.30PM - BPS STAFF ROOM
ALL WELCOME

BALAKLAVA COMMUNITY ARTS

COLOURING COMPETITION



Balaklava Community Arts put out a competition to all BPS students.

Congratulations to Alexa A, Audrey McR, Shayla S and Sara R who each won a double pass to go and see the BCA production of The Little Mermaid. (More details on page 23.)



Book review

Winter, 2019.

After two decades of silence, Lucy is back in Queen's Point. She hasn't planned on staying long. But when human remains wash up on the freezing beach, the police close the town. Unable to leave, Lucy is forced to rekindle old friendships - and examine old truths - she has long ago tried to forget

FROM LUCY AT
BALAKLAVA
COMMUNITY LIBRARY!



Its a huge thing to pick up a book that isn't your favourite genre! From a romance reader to pick up a thriller was a big step out of my comfort zone. I have recently joined a online book club run by Rachael Johns (Australian author) as part of this club we were asked to read Rebecca Heath's debut novel. I was blown away by how much I enjoyed this story! Suspense, lots of questions, fantastic story line and not too many gory details. we have a copy at the Balaklava Community Library ready to Borrow!

LEXILE AWARDS

BLUE



Back Row (L-R): Egypt, Claudia, Charlotte, Sarah and Rhea
Front Row (L-R): Lillian, Harper and Monty

RED



Egypt, Evie and Zoe



BRONZE



Zara and Ebony



Coby



Matthew

LEXILE AWARDS

SILVER



Pip

PREMIER'S READING CHALLENGE AWARDS



Back Row (L-R): Georgia, Annabelle, Eqypt, Aydan, Mason, Millah and Cody
Front Row (L-R): Temperance, Indianna, Harper, Alivia, Charlotte and Rosie




Joanna



Archer



Gus




Hazel



Jackson



Abby




Arlo



Kyron



Madison



Luca



Jordan



Riley



Zayne



Liam



Oliver



Leo



Matilda



Sara



CRAFT ACTIVITIES

Sun Catcher

July 8th to 15th

Chatterboxes

July 17th to 22nd

Events

Tie-Dye Socks & Movie
Time @ The Library



Baldstone Community Library



Winter HOLIDAY PROGRAM 2023

TIE-DYE SOCKS!
Friday 14th
at 10:00am
RSVP BY 1ST JULY VIA THIS POST

LIBRARY MEMBERS ONLY

MOVIE TIME AT THE LIBRARY

POPCORN & JUICE SUPPLIED

FRIDAY 21ST JULY 10:00AM

RSVP BY 15TH JULY FOR CATERING VIA THIS POST

SCHOOL HOLIDAY

OPENING HOURS
Mon - Fri 9:00AM - 4:30 PM

(closed for lunch 1 - 2PM)
Saturday 9AM - 12PM



EVERYDAY NINTENDO FUN

You can now book in to use our Nintendo Switch Lites to play Minecraft, Animal Crossing, Pokemon and more.



PUZZLES

New to our library a variety of puzzles for all ages. Do independently, in a group or with the help of a parent.



NEW TO THE LIBRARY

Kinetic Sand is beneficial for supporting physical development such as fine motor skills. Kinetic Sand stays together, allowing you to easily mold and create shapes.



EVERYDAY HOLIDAY FUN

Join us each day during opening hours to build and create with Lego and our Magnetic Tiles or to play our Big Games 4 In A Row and Stack 'N' Fall.



Term 3 Planner 2023

Week	Monday	Tuesday	Wednesday	Thursday	Friday
1	24/7 BHS/BPS Student Free Day	25/7 Term 3 Begins	26/7	27/7 Bookweek Performance	28/7
2	31/7	1/8	2/8	3/8	4/8 Balaklava Eisteddfod 4th-6th Assembly 2:20pm
3	7/8	8/8	9/8 SAPSASA Basketball Carnival - Balaklava	10/8	11/8
4	14/8 Science Week	15/8	16/8	17/8	18/8 Assembly 2:20pm
5	21/8	22/8	23/8	24/8	25/8
6	28/8	29/8	30/8	31/8	1/9 SAPSASA Athletics - Clare Assembly 2:20pm
7	4/9	5/9 Strikers Visit R-4	6/9	7/9	8/9
8	11/9	12/9 Book Fair	13/9	14/9	15/9 Assembly 2:20pm
9	18/9	19/9	20/9	21/9	22/9 RE
10	25/9	26/9	27/9 School Closure	28/9	29/9 2:10pm Early Dismissal End of Term 3

PASKEVILLE FIELD DAYS

BALAKLAVA SHOW - Saturday 23TH September

Meetings	SAPSASA	Student Free Days	Excursions
Fundraising	Incursions	Assemblies	