




Term 1 Week 3 ~ 16th February 2023

PO BOX 108 Wallace St, Balaklava SA 5461 Phone: (08) 88621660
Fax: (08) 88621009 e-mail: dl.0477_info@schools.sa.edu.au

Balaklava Primary School *newsletter*

BPS MEET & GREET



The students got to show their parents around the school at the Meet & Greet night while members of the Governing Council cooked the BBQ for tea.

Important Dates

FEBRUARY

20th - Swimming Lessons
24th

20th - Yr 6 Aquatics Camp
23rd

27th - Swimming Lessons
3rd Mar

28th - NAPLAN Practice Test
- SAPSASA Summer Hub Carnival

MARCH

1st - Swimming Carnival
- Bus Mtg

8th - Road Crossing Training

13th - Public Holiday
Adelaide Cup

14th - Gov Council AGM 7pm

15th - NAPLAN
24th

21st - Harmony Day

21st - Jon Madin
22nd Performance

24th - Ride 2 School Day

27th - SAPSASA Swimming Carnival: Clare

APRIL

3rd - Parent Teacher Interviews

6th - SAPSASA Girls Football: Riverton

11th - Sports Day

Assemblies

Will be held at 2:20pm.
Weeks 4, 6 and 8.



Government of South Australia
Department for Education



From the Principal

Meet & Greet

It was great to see lots of students and families at our Meet and Greet on Tuesday night. Meet and Greet provided families with the opportunity to have a look in classrooms which has not been possible due to COVID restrictions. A massive thank you to our Governing Council members (and partners) for cooking the BBQ.

Absences

Reminder: if a child is going to be absent for a week or more (eg planned holiday) you must apply for an exemption prior to this taking place. Please contact the office for more information. If your child is absent for three consecutive days for illness, you are required to provide a medical certificate. Please remember to keep your children home for a minimum of 24 hours (preferably 48 hours) after their last symptom to help halt the spread of illnesses throughout the school.



Swimming Carnival and Lessons

Swimming Lessons for Reception – Year 5 students will be held in Week 4 and Week 5. Classroom teachers will provide you with more information in regards to which week your child's class will be participating in lessons as well as which day parents are invited to attend one of the sessions that your child will be participating in. The Swimming Carnival will be held on

Wednesday
1st March
Week 5

2

Life Jackets

If you can provide a spare life jacket, or lend one to the school for the duration of the lessons, we certainly would appreciate it. Please clearly label them and send them in with your child or drop them into the office. Thank you in anticipation for the loan.

Governing Council AGM -

Tuesday 14th March

The Governing Council is an important part of the school decision making processes. Being part of the Governing Council provides you with a deeper understanding of what is happening within the school. If you are interested in joining the Governing Council or would like to know more, please contact myself or Diane. We hope to see you at the AGM.



Governing
Council

Temporary Bike/Scooter Storage

Due to a temporary fence being put up, it unfortunately blocks of access to the Bike Shed. As a short term solution, bikes and scooters will be parked at the back of the BER building - on the BHS side near the cricket nets.

The bikes/scooters will be locked with chain and lock in the morning and will be unlocked at the end of the school day. Students can either leave their helmets there or in their classrooms.



2023 BPS Swimming Carnival

Format

Class games will be after the championship events (Backstroke, Breaststroke and Freestyle). All classes will have three class games. Each year level (Yr 3-6) will have the opportunity to compete in either a lap or width race in the championships. We look forward to seeing you at our carnival on **Wednesday March 21st**.

Programs will be sent home via Skoolbag and Seesaw beginning of Week 5.

Please note the times are approximate.

Swimming Carnival Notes

- R-2 students to arrive at school in their uniform. They will change into bathers at school.
- T-shirts / Rashis may only be removed to swim in championship events.
- Students will return to school to eat their lunch and will remain at school in the afternoon.
- The school canteen is not open to Primary School students on Swimming Carnival day.
- Parents are asked to bring a chair and your own food supplies as the pool canteen will not be open.
- If you wish to take your child home from the carnival, you must sign them out. Please speak with their teacher to sign them out - sign out sheets to be located near the canteen.
- School students are the responsibility of the school staff throughout the carnival and are expected to remain with their class/House Team. Please understand that students are not allowed to stay with families unless you are signing them out and they are then officially no longer a part of the Carnival and are your responsibility.
- Students not taking part in the Swimming Carnival will be supervised at school for the day. Students who are showing poor sportsmanship will also be taken back to school and a parent will be contacted to collect their child. If your child is not participating in the day, then parents may decide to keep their child at

home. Please notify us ASAP of their absence.

- Photographs: Please only take photos of your own children and do not place others on social media.
- Students must remember to take inhalers, bee sting tablets or other medication to the Swimming Pool.
- Tea and Coffee will be available
- Pre-schoolers/toddlers are the responsibility of parents and must not be allowed near the pools please.
- Due to the current lack of shade parents may like to bring a personal umbrella for shade.



We are still looking for life jackets for use by our beginning swimmers for the duration of lessons.

If you can help please contact the school or drop off the life jacket/s at the front office, prior to the start of Week 4.

Please clearly name all life jacket/s.

House Teams

New students to BPS have been notified of their house team (**Cameron**, **Brightwood**, **Dalkey** or **Preston**) prior to the Swimming Carnival.

- **BPS Swimming Committee**

Drinks & Fruit

PCC will be selling drinks and fruit at the Swimming Carnival.

Look for the PCC banner.

Soft drink cans
(adults only) **\$2.50**

Water **\$2.00**

Fruit Boxes **\$1.50**



Room 7

We welcome 14 new Reception students into Room 7.

It has been wonderful to see how quickly they have settled into new routines and built greater independence skills.



In Maths, we have been busy learning how to sort and classify objects by colour, shape and size. We engaged with a range of hands-on learning experiences, that allowed us to be able to differentiate objects by their visual characteristics (colour, shape, size). The students can now sort a range of objects into groups and discuss their thought processes.

- Miss Behn



BOB (Be Our Best) -

BPS very own Social and Emotional Whole School Program, starts this week (Week 3) explicitly teaching The Keeping Safe: Child Protection Curriculum and You Can Do It program and (What's the Buzz - Archie for Rec/Year 1 and Room 8). This social and emotional program has been developed after researching best practice and listening to parents/carers, students and staff about what social skills and knowledge our students require further support with. This program aims to develop prosocial (getting along) behaviours and provide students with a range of strategies to support them at school and when in the community.

The Keeping Safe: Child Protection Curriculum (KS:CPC) is a respectful relationships and child safety curriculum for children and young people from age 3 to year 12. It teaches children to: recognise abuse and tell a trusted adult about it, understand what is appropriate and inappropriate touching and understand ways of keeping themselves safe.

The KS:CPC is mandated in all public preschools and schools and is taught every year by classroom teachers. It is a world-class, evidence-based child safety program.

- Michelle Pudney

Canteen Staff



(L-R) Katie Urwin, Lisa Watson and Raeleen Cavanagh are the 3 main ladies students will see in the school canteen.

They are always looking for volunteers to help them out, please see page 22 for this terms volunteer roster. If you are able to help out for even half a day please contact Lisa, Katie or Raeleen and let them know your availability.

Price Rises

Like everything else currently things are going up in cost here at school. Regrettably we need to pass on the supplier cost increase for our hats, bags and school dresses.

New prices:

HATS \$12

BAGS \$45

& UNIFORM DRESSES \$65



Thank you for your understanding, this is beyond our control.

AUSLAN - FINGERSPELLING ALPHABET



Auslan

Auslan is short for **Australian Sign Language**, a language developed by, and for, Australians who are deaf or hearing impaired.

It's a visual form of communication that we are now learning at BPS.

Keep an eye out in the newsletters for more ways we are learning about Auslan.

Meet & Greet



Thank you to the families who were able to make it to the Meet and Greet night on Tuesday. It was a great opportunity for families to liaise with the staff and meet new staff members, as well as new families having the opportunity to meet the school community.


I recognise that, for many of our families, it is difficult to make it into school in the evening. Classroom handouts from the Meet and Greet should have been sent home to families that were unable to attend. If you have not received yours, or if you have any questions or concerns, I urge you to make contact with your child's teacher. I would like to acknowledge the behind the scenes work that occurred to make the night successful. Thank you to the Governing Council members for cooking and helping serve food.

I would also like to thank the school staff who helped during the night. Nights like this do not happen without the generous help of our volunteers and staff.





SCIENCE WITH MRS HERREEN TERM OVERVIEW



WHO NEEDS THAT?

Thinking scientifically,

What do I need?
Staying alive

Basic needs of animals, plants have needs, whats in the environment?



DAILY & SEASONAL CHANGES

What do we know about the weather?

What is weather?
Elements of weather
weather symbols
forecasting the weather

Windy weather
weather choices
why do we need to know?
what about the seasons?

TURN UP THE HEAT

Not too hot, not too cold, just right!

Can you feel it?
hot or not?
generating heat
What is the temperature?

Hot potatoes
The snowperson's coat
ground ovens
conductors



WORLD RECORD FORCES

Contact or non-contact?
thinking scientifically

Friction
what does data tell us?
magnetism

Investigating magnetic properties
magnetic strength
gravity



CH.CH.CH. CHANGES

Its melting
solidification
solids solubility

dissolving & evaporating
Assessment: factors affecting solubility

Can it be reversed?
investigating rusting
irreversible change
decomposition



AUSLAN - TERM 1

I am excited to be teaching at BPS. I will be teaching Auslan and I will be working Wednesday's, Thursday's and Friday's.

Each class will have at least one lesson of Auslan a week.

Vocabulary / Topics:

- Greetings
- Everyday Vocabulary
- A-z Finger Spelling
- Numbers 0 - 20
- Family
- Colours
- Pets and Animals
- Australian Animals
- Questions
- Feelings
- House and Time

Deaf culture and History is an important focus in our sessions.

Participation is strongly encouraged in our Auslan lessons. I will be sending home and putting resources in the newsletter to encourage students to share their learning at home.

Please feel free to make a time to see me if you have any concerns or questions.

-Sue-ann de Vries

AVAILABLE FOR PURCHASE AT
RECESS TIME... IN THE LIBRARY



FRIDAY 17TH FEB (WEEK 3)

ZOOPER DOOPERS – 50c
EACH

FRUIT BOXES – \$1.50
EACH



Children's University



Balaklava Primary School has been associated with Children's University for 4 years and is continuing to run the program in 2023.

An excerpt from the CUA website

"Children's University Australasia provides students with exciting, free-range learning activities outside the day-to-day schoolwork, whether that be before school, lunch time, after school, or in the school holidays. The best part about Children's University is that it's voluntary, so students get to choose what activities they would like to do, where, when and how they would like to do them. The things they learn about will always be able to be connected to something that they could study at a university.

Children's University *Learning Destinations* (the fun places you go to learn fun things) all have a Children's University *Learning Destination* sticker in the window. Students take their *Passport to Learning* with them, and once they have participated in the activity, they get a stamp for the time spent learning. The more activities students do, the more hours and stamps they will get in your *Passport to Learning*, and the closer to graduating.

Once students have collected enough hours, they will graduate in an iconic location where they will be presented with a certificate at a special ceremony, all dressed up in a cap and gown, just like the older university students."

At the Week 4 assembly, Luca from Children's Uni, will be speaking at our assembly so if you would like your student to be involved in the program please come to the Week 4 assembly, speak to Mrs Cleary or check out the website cuaustralasia.com


SRC Members

Student Representative Council

Our SRC consists of 2 students from each class and they meet fortnightly to discuss school issues and plan student initiated events. Our Rec to year 4 students are part of the SRC for 1 term and then a new representative is elected. Our year 5 and 6 students stay on SRC for a semester and also form our Student Advisory Committee which meets fortnightly on the non SRC weeks.

We have had 1 meeting so far this year and we have discussed how we as a school can keep up with maintaining and honoring the yard and gardens around the school. We are working on how to make each class responsible for a section of the yard to keep it nice and tidy.


Congratulations to all of the students who have been elected by their peers to be the SRC reps for the beginning of the year.



Arlo and Matilda




Franklin and Audrey



Lottie and Bentley



Georgia and Jakob



Evie and Nate



Scarlett and Zac

BER 3



Chloe and Tim

BER 4



Alivia

Rm 14A



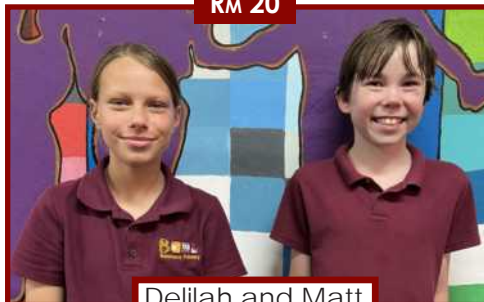
Anthony and Sarah

Rm 18



Joe and Chase

Rm 20



Deillah and Matt



The Arts



Meet and Greet

It was lovely to see so many come by the music and tech/Auslan room at the meet and greet, with many inquiring about the Specialist Seesaw group where they could view their child's work in some of the specialist topics. If anyone has any more questions or needs assistance on the Seesaw program, please let me know - I am more than happy to help!

Come and Try

Students from 3-6 came to choir in week 1 to learn about expectations and listen to some of the songs. This year is filled with ABSOLUTE BANGERS!

Some well-known songs include:

- Creedence Clearwater's Proud Mary (in the style of Tina Turner)
- Metallica's Nothing Else Matters
- Sidewalk Prophets Smile (A YouTube Sensation)
- Five's Keep On Movin'

Some less well-known songs with ripper rhythms!

- South Australian Seas an original sea shanty that identifies all the ports in SA
- Whisper! A creative, playful song about trying not to be too loud
- Charleston an oldie goldie (as Ms Nowlan would say) that incorporates some Charleston moves
- I Am The Earth an old Festival of Music song which has been transformed into an electro smash!

IMS Up and Running

Did your Year 4-6 child miss the 'Come and Try' day with Jacob Stehr? Have them pop by the music room before or after school, or recess or lunch and I will organise a time for them to meet Jacob and learn about the amazing instruments he can teach them to play!

Meriel's Piano Lessons

Meriel is hosting piano lessons for half of this term and again on term 3. If you would like to get in early and organise a time, please ask the front office for her contact details.

Kate Walker

HOW LUCKY ARE WE?! We have another talented musician amongst us. Kate is a talented singer who also plays a little guitar. She will be tutoring students in vocal lessons on Tuesday, BUT if your child is interested in basic guitar lessons, please let me know and I'll forward your details onto her and see if she has any availabilities.

- Mrs B

Important Dates

Date	Activity
Week 3	Music Captains Submissions Close
Week 4	Festival Choir decision time
Week 8 (22nd - 23rd March)	Jon Madin and his amazing musical instruments
Week 11	Festival Theatre Assesment Week



Seesaw Notifications

Last year, parents asked for less notifications - this is largely due to Seesaw's 'all or nothing' system. So, in the hopes to make things easier we have created a hidden seesaw class where student work can be submitted that will not send you notifications for every comment, work submission and like.



In week 0, a Seesaw form was inserted into students' book packs which invited them to their classroom seesaw. It says Mrs B invites you to the class because we initially set it up for classroom teachers. This is for communication purposes only. Private messages and announcements will come from your child's classroom or specialist teachers.

Classroom Seesaw Classes

	Room 02
	Room 06
	Room 07
	Room 08
	Room 14a
	Room 18
	Room 20
	Room B1
	Room B2
	Room B3
	Room B4

Hidden Seesaw Classes

	02 Specialist
	06 Specialist
	07 Specialist
	14a Specialist
	18 Specialist
	20 Specialist
	B1 Specialist
	B2 Specialist
	B3 Specialist
	B4 Specialist

The hidden classroom will be accessible by students through a classroom code or, if needed, a take home code. Parents are more than welcome to join this class to see any work that is handed to their child through Seesaw. Parents will not be able to send or receive private messages through this private seesaw class.

DESIGN/TECHNOLOGY AND ARTS TERM OVERVIEW

USING TECHNOLOGY

How to use digital functions and tools

CLICK, DRAG AND DROP

Understanding digital systems

GET THE MESSAGE

Sending and receiving in smart systems

3D DESIGN

Designing and Creating items for 3D printing

MUSIC & NOTATION EXPLORATION

- Perform and compose basic rhythms
- Identify and perform volume and tempo

PLAY IT AGAIN

- identify and keep a beat with others
- identify and describe trends in musical patterns

A TRIP TO THE STARS

- manipulate, describe and compose music elements with peers
- describe music's importance
- use graphics to represent sound and

3D DESIGN

- Perform a piece with the class
- Reflect on performance
- Include volume and speed.

In Room 8 this term we will be exploring music rhythms, volume, speed, keeping the beat, musical instruments and the importance behind music.

The Parent Coordinating Committee (PCC) are a group that promotes a closer relationship between school and home by:

- Holding open parent meetings once or twice a term, including reporting from school Leadership on school events, activities, issues, and advancements within the school
- Offering general information to parents via the school newsletter, the PCC Facebook Group, and Skoolbag
- Hosting a morning tea to welcome new parents on the first day of the school year
- Presenting Receptions with Library bags at the start of the year
- Presenting graduation gifts to the outgoing year six students at the end of the school year
- Overseeing the sale of second-hand uniforms
- Managing lost property at the school
- Managing school hat and bag stock on hand
- Facilitating fundraising activities for the benefit of the students
- Assisting with raising issues or suggestions through our Governing Council Representative
- Providing assistance at sporting events, school photo days and other school events as negotiated with school staff

PCC meetings are always held during the day and are child friendly.

If you would like to know more about the PCC, we welcome you to touch base with Dianna, Ali Tiller (Chairperson, in absentia), Amy May (Secretary) or Melissa Smith (Governing Council Representative).

PCC COMMUNICATION


Please stay in touch and keep up to date with our Facebook Page:

Balaklava Primary School Volunteers

It is a great way to become and stay connected with the school, whilst positively impacting your child's

BPS SCHOOL GENERAL UNIFORM

<u>Hats:</u>	Maroon Broad Brimmed, bucket hat.
<u>Polo Shirt:</u>	Maroon. (White phased out)
<u>Shorts:</u> Boys:	School Grey/ or School Black – no logos.
<u>Shorts/ Skorts:</u> Girls:	Maroon or Regulation check or School Black – no logos.
<u>Dress :</u>	Regulation maroon check – (material available at school.)
<u>Kilt :</u>	Regulation maroon plaid (material available at school)
<u>Windcheaters :</u>	Maroon or Maroon with logo
<u>Long Pants:</u>	Boys: School Grey/ School Black- no stripes or denim Girls: School Black – no leggings, no stripes or denim.
<u>Beanie, Scarf, Headband:</u>	Maroon (optional)
<u>Spray Jacket :</u>	Black (optional) (waterproof with hood)



WEEK 2 ASSEMBLY AWARDS



Rm 6
Whole Class



Rm 7
Amahli & Beau



Rm 8
Lottie, Adam &
Oscar



Rm 2
Lucas, Dylan, Ava,
Georgia & Jakob



Ber 1
Leroy & Felicity



Ber 2
Amber, Penelope &
Charlotte



Ber 3
Wyatt, Georgia &
Tate



Ber 4
Danny & Zara



Rm 14a
Liam, Wyatt &
Isabelle



Rm 18
Henry & Scarlet



Rm 20
Kayden, Delilah &
Whole Class



Absent:
Ty, Emmah and Kail



A colorful illustration for a swimming lesson announcement. At the top, three children are swimming: a boy in a red shirt, a boy in green shorts, and a girl in a red swimsuit. Below them, a girl in a blue swimsuit is upside down, and a girl in a yellow swimsuit is running. The background features blue waves and green leaves.

SWIMMING LESSONS

Monday 20th Feb - Friday 24th Feb (Week 4)
Monday 27th Feb - Friday 3rd Feb (Week 5)

ANY QUESTIONS PLEASE CONTACT YOUR CHILD'S
CLASSROOM TEACHER

SWIMMING CARNIVAL

Wednesday 1st Mar (Week 5)

2023 BPS Focus - Literacy

Spelling continues to grow and change at BPS as staff learn more and adjust our teaching to share the best practice with our children. In the newsletter over the term we will highlight some definitions of words you might hear from your children and we will share some spelling conventions.

Spelling for Life Quick Rules List

- Every syllable in every word should have at least one vowel letter.
- <Q> is always written with the letter <u>.
- When <c> comes before <e>, <i>, or <y>, it **MUST** say /S/.
- When <g> comes before <e>, <i>, or <y>, it **MAY** say /j/.
- You may not use <i>, <j>, <q>, <u>, or <v> at the end of words. They are illegal.

Glossary

- **Consonant** – A sound produced with some obstruction along the vocal tract.
- **Vowel** – A sound made with no obstruction in the vocal tract.
- **Syllable** – A unit of sound produced with one impulse of the voice.
- **Digraph** – A single phoneme spelled with two letters, such as <sh> or <oo>.
- **Grapheme** – A character in writing that cannot be reduced any further. Every letter of the alphabet is a grapheme, but these can be combined to form units, e.g. <sh>.

Phonics and spelling scope and sequence



Provide multiple opportunities for revision. Use progress monitoring for each unit to inform planning for learning.

Reception						
As a guide, teach approximately 3 phoneme-grapheme correspondences per week						
Focus on phonological and phonemic awareness skills for first few weeks of learning						
Phoneme (sound)	Grapheme (letter/s)	Prompt word	Blending for reading and segmenting for spelling	Spelling rules/morphological knowledge		
SET 1 – BASIC CODE						
UNIT 1	/s/	s	sun	sat pat at pats taps	Adding s for plural	
	/a/	a	apple			
	/t/	t	tap			
	/p/	p	pig			
	/i/	i	insect			it sit pit tip sip pits
	/m/	m	mouse			map mat am mats
UNIT 2	/n/	n	nose	in pan pin tin nap an nip naps tins spin		
	/d/	d	dog	dip sad dad and did dips		
	/g/	g	gate	gap pig dig gas pigs		
	/o/	o	orange	on pot top dog pop not got dogs		
	/k/	c	cat	cot cap cod scat cats		
	/r/	r	rabbit	red rat rag ram rot rip rim rats trip trap		
	/f/	f	fish	fan fat fit if from		
UNIT 3	/e/	e	egg	ten pet net pen peg men get end nest		
	/h/	h	hat	hen hot hop hit had him hits		
	/b/	b	bed	bat bag bad bat big bit bags		
	/l/	l	ladder	leg lap lit lot let led lip flag club clap cold glad told slam		
	/u/	u	umbrella	up mum mug cup sun mud hum must hug bus but bugs hugs		
	/k/	k	kite	kid kit Ken skip skin kept skid	Use k before e, i, y (introduce after teaching y)	
Review graphemes: Focus on blending CVC, CCVC, and CVCC words						
UNIT 4	/j/	j	jam	jet jab jug jog job jump just	No English words end with j	
	/w/	w	web	win wig wag wax swim swam went		
	/v/	v	van	vet vat vest vent	No English words end with v: add an e, eg have	
	/ks/	x	box	mix six fix exit next		
	/y/	y	yoyo	yes yet yap yum	1 of 4 jobs of y: as a consonant /y/ at the beginning of a word	
	/z/	z	zip	zigzag zaps zips		

Reception SET 1 – BASIC CODE (continued)

Phoneme (sound)	Grapheme (letter/s)	Prompt word	Blending for reading and segmenting for spelling	Spelling rules/morphological knowledge	
UNIT 5	/k/	ck	duck	pick pack sack kick sick tock black block luck snack stick quick	'ck' at the end of one syllable word with a short vowel
	/f/	ff	cliff	off puff huff stuff fluff sniff stiff	
	/s/	ss	dress	mess less hiss boss fuss kiss cross press	Consonant doublet FLoSS rule: double l, s, f, z, at the end of a one syllable word after a short vowel
	/l/	ll	bell	fill doll sell tell will smell spill yell	
	/z/	zz	buzz	jazz fizz	
/kw/	qu*	queen	quit quick quack quiz equip quacks	* 2 graphemes	
UNIT 6	/sh/	sh	shell	shop shed cash fish rush shock finish polish goldfish cashless	Focus on different phonemes for the same grapheme
	/th/ voiced	th	feather	this them that then than with	
	/th/ unvoiced		thumb	thin thick moth think thrill fifth tenth	
	/ch/	ch	cheese	chop chin chip check much rich chicken crunch chest	
	/ng/	ng	ring	hang wing king long sing thing stung string strong fishing ending	After a short vowel
	/w/	wh-	whale	when whip whisk which whizz whips	Only at the beginning of words

Review graphemes: Focus on blending 4–6 phoneme words (CCVC, CVCC, CCVCC, CCCVC, CCCVCC) and 2 syllable words, eg picnic, napkin, snack, sandpit, bucket, backpack, insect, splash

SET 2 – MOVING TO EXTENDED CODE

UNIT 7	/ä/	ai	rain	wait hail wail pain aim sail main tail	Positional rule: middle – ai, end – ay
		ay	play	say pay way Friday crayon	
	/ë/	ee	feet	bee feel weep meet week deep keep sees three	Same phoneme with alternate graphemes
		-y	happy	very windy body tricky funny sunny unhappy	1 of 4 jobs of y: as /ë/ at the end of multisyllabic words
	/oy/	oi	coin	oil join point soil spoilt	Diphthong positional rule: beginning – oi, end – oy
		oy	boy	toy enjoy annoy	
UNIT 8	/ë/	ea	eat	tea clean seat dream least speaking treat each peach	Same grapheme represents different phonemes
	/òò/	oo	moon	boot food zoo soon spoon	
	/òò/		book	look cook good took wood wool hook hood	
	/ow/	ou	house	out loud proud about mouth round sound ground	
ow		cow	owl how town down		

Reception SET 2 – MOVING TO EXTENDED CODE (continued)					
Phoneme (sound)	Grapheme (letter/s)	Prompt word	Blending for reading and segmenting for spelling	Spelling rules/ morphological knowledge	
UNIT 8	/ɔ:/	ow	blow	slow rowing grow show window	
	/i/	-y	cry	my by dry shy	1 of 4 jobs of y: as /i/ at the end of one syllable words
		igh	light	high night right bright	usually follow by t
Review graphemes: Focus on blending 4–6 phoneme words (CCVC, CVCC, CCVCC, CCCVC, CCCVC) and 2 syllable words, eg feather, window, tricky, goldfish, annoy					

Reception morphology

- Recognising vowels and consonants.
- Words come in families that are related by meaning.
- Compound words.
- Teach the metalanguage of base and suffix.
- Affixes change the meaning of words.
- Model the correct use of the metalanguage (eg use shared book experience to intentionally teach correct use).
- Model the correct use of affixes (she walk**ed** to school, the dog was jump**ing**).
- Adding 's' for plural meaning more than one.

This teaching is done orally.

Governing Council AGM

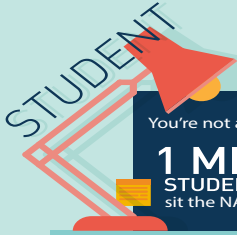
TUESDAY 14TH MARCH 2023
WEEK 7

7 PM
BPS SCHOOL LIBRARY

NAPLAN

National Assessment Program – Literacy and Numeracy

NAPLAN provides benefits from the ground up for students, schools and Australian education systems.



You're not alone...

1 MILLION
STUDENTS
sit the NAPLAN test.

Students take the test in years 3, 5, 7 and 9.



No pass. No fail.
Familiarisation is important.
Drilling and excessive practice is unnecessary.



	READING
	WRITING
	LANGUAGE CONVENTIONS
	NUMERACY

SCHOOL

TEST DOMAINS

WHO BENEFITS?

Students and parents:
Discuss progress with teachers and compare performance against national peers.

WHO BENEFITS?

TEACHERS:
Help teachers to challenge higher performers and identify students needing support.

SCHOOLS:
Map student progress, identify strengths and weaknesses in teaching programs and set goals.

AUSTRALIAN EDUCATION SYSTEMS

EQUITY:

A fair go for all Australian students.

KNOWLEDGE:

Open conversation about the important skills of literacy and numeracy.

NATIONAL STANDARDS:

Comparable data about literacy and numeracy standards.



WHO BENEFITS?

School systems and governments:
Valuable data to support good teaching and learning, and school improvement.

The data and information we gain from NAPLAN drives ongoing improvement at school, state and national levels.

www.nap.edu.au

acara AUSTRALIAN CURRICULUM, ASSESSMENT AND REPORTING AUTHORITY



YEAR 6 AQUATICS CAMP

Monday 20th Feb –
Thursday 23rd Feb
Week 4

Year 6 Aquatics Camp

Below is a packing list of items your child requires for the camp. It would be helpful if bedding gear is rolled and packed, and other items are in an overnight bag or similar. It is a good idea to pack a couple of plastic bags to put wet/dirty clothes in to come home.

- Sense of humour and manners
- Mat to sleep on (no swags, yoga mats or air mattresses are good)
- Sleeping bag or equivalent
- Pillow
- Change of clothes for 4 days, including warm clothes
- Pyjamas
- Bathers, Towel, sunscreen, thongs, swimming shirt
- Old sandals or water shoes for aquatics (not essential)
- Appropriate shoes for walking
- Toiletries
- Bowl, cup, plate, spoon, knife, fork (Please name all)
- Biscuits or cake for supper
- Torch
- Tea Towel
- Pegs (to hang wet bathers)
- No Music players, mobile phones or electronic equipment

Please put names on bedding, clothes, utensils etc.

- Jo Michalanney, Simone Garrard and Bec Houston

Medication

Please send along any medication your child may need, with clear instructions and give to your child's teacher. All asthmatics who use puffers must have a puffer with them at all times. A copy of their asthma management plan is needed as well.

If your child takes any medication at all please contact Diane Gregor ASAP to confirm details and to allow us enough time to ensure we have the correct paper work completed.

CANTEEN VOLUNTEER ROSTER - TERM 1 2023

Week	Monday	Tuesday	Wednesday	Thursday	Friday
	30/1	31/1	1/2	2/2	3/2
1		Jane			
	6/2	7/2	8/2	9/2	10/2
2		Jane			
	13/2	14/2	15/2	16/2	17/2
3				Barb Rodgers	
	20/2	21/2	22/2	23/2	24/2
4	Tania Allen	Kirsty Williams		Sam Tiller	Alisha Senior ½ day
	27/2	28/2	1/3	2/3	3/3
5			Narelle Michael	Kirsty Ingram	Jeremy Lomman
	6/3	7/3	8/3	9/3	10/3
6		Claire Elsworthy	Sascha Tiller	Shannon Petch	Lauren March
	13/3	14/3	15/3	16/3	17/3
7	Public Holiday			Tammy Jettner	
	20/3	21/3	22/3	23/3	24/3
8				Sarah Richards	
	27/3	28/3	29/3	30/3	31/3
9					
	3/4	4/4	5/4	6/4	7/4
10					Public Holiday
	10/4	11/4	12/4	13/4	14/4
11	Public Holiday			Sarah Richards	

Shifts start at 9.30am to 12.30pm, ½ days are 9.30am to 11.30am and is indicated on the roster. Please see Lisa for any other times you can help in the canteen. If your rostered day doesn't suit or cannot make it on the day, please message or ring 0408852407.

Thank you for your generosity, and we look forward in working with you soon. Lisa Watson - Canteen Manager.



COMMUNITY NEWS

FEMALE FOOTBALL PLAYERS WANTED



The Northern Plains Female Football Competition is starting on the 19th February 2023 for a 7-week season. The age groups are 7-11 (Development Group), Under 14 & Under 17.

If you would like to play football, please contact one of the following contacts for more information.

7-11 Dev Grp	Katie	0411 404 052
Angle Vale	Renae	0413 760 161
Balaklava	Richard	0448 130 274
Blyth/Snowtown	Jeremy	0408 890 805
Hamley Bridge	Gavin	0447 511 177
Mallala	Ruth	0409 671 633
Min Man	Brett	0456 778 451
North Clare	Stuart	0417 830 702
Two Wells	Martyn	0487 701 559

BALAKLAVA SWIMMING POOL GRAND OPENING

Come and join us for the grand opening of the Balaklava Swimming Pool on Thursday March 2, 2023 from 3:30pm-8pm.

- Past committee members and volunteers especially welcome
- Tunes with DJ Holzy
- Free Lions donuts
- Sausage sizzle
- Food carts

FREE ENTRY



The Balaklava Community Arts production of
Disney THE LITTLE MERMAID

Balaklava Town Hall
July 1st, 2nd, 7th & 8th 2023

Information Night

Sunday March 19th 2023
7:00pm

Horizon Christian School

the age range for this show is 14

*This evening will be live streamed
(please see our Facebook page closer to the date for more information)*

Auditions

Sunday March 26th 2023

from 12pm (please book your spot on information night)

Horizon Christian School

For more information contact Kelly Bickle

043 855113 8 or bicks1@bigpond.com



UNITED FC COLTS TRAINING

U/17 and U/14 - **March 23rd**

U/11 and U/8 - **April 13th**

All Junior Grades begin 4:30pm
@ Long Plains Oval

Contact **Greg 0418 632 742**
with any queries

Term 1 Planner 2023

Week	Monday	Tuesday	Wednesday	Thursday	Friday
1	30/1 Term 1 Begins	31/1	1/2	2/2 Newsletter	3/2
2	6/2	7/2	8/2	9/2	10/2 Assembly 2:20pm
3	13/2	14/2 Welcome Night	15/2	16/2 Newsletter	17/2
4 Swimming Lessons	20/2 Yr 6 Aquatics Camp	21/2	22/2	23/2	24/2 New student photos Assembly 2:20pm
5 Swimming Lessons	27/2	28/2 SAPSASA Summer Hub Carnival NAPLAN Practice Test	1/3 Swimming Carnival Bus Mtg	2/3 Newsletter	3/3
6	6/3	7/3	8/3 Road Crossing Training	9/3	10/3 Assembly 2:20pm
7	13/3 Public Holiday Adelaide Cup	14/3 Gov Council AGM	15/3 NAPLAN	16/3 Newsletter NAPLAN	17/3 NAPLAN
8	20/3 NAPLAN	21/3 Jon Madin Performance Harmony Day NAPLAN	22/3 Jon Madin Performance NAPLAN	23/3 NAPLAN	24/2 Ride 2 School Day Assembly 2:20pm NAPLAN
9	27/3 SAPSASA Swimming Carnival - Clare	28/3	29/3	30/3 Newsletter	31/3
10	3/4 Parent Teacher Interviews	4/4	5/4	6/4 SAPSASA Girls Football - Riverton	7/4 Public Holiday Good Friday
11	10/2 Public Holiday Easter Monday	11/4 Sports Day	12/4	13/4 Newsletter	14/4 Last Day of Term 1 2:10pm Dismissal

Meetings	SAPSASA	Student Free Days	Excursions
Fundraising	Incursions	Assemblies	